



BOSTON CITY
ARCHIVES

Research and Access FY 2022

Research and Access at a Glance

26,701 visits to Preservica

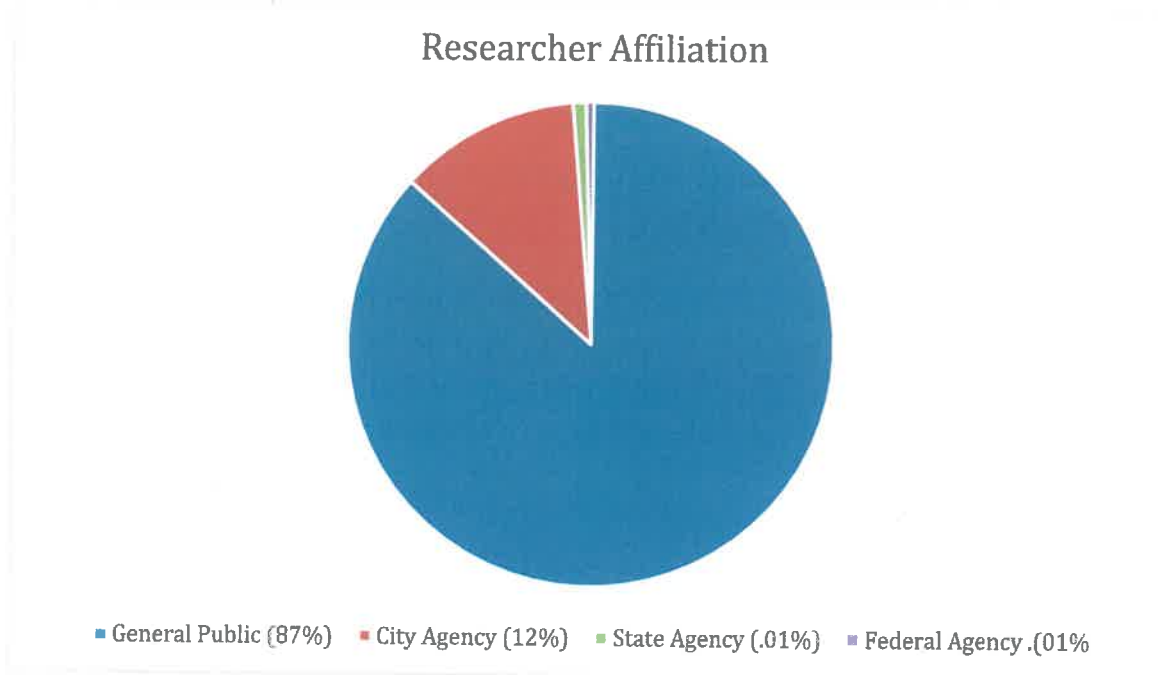
2315 total research requests

324 requests from city agencies

349 reading room visitors



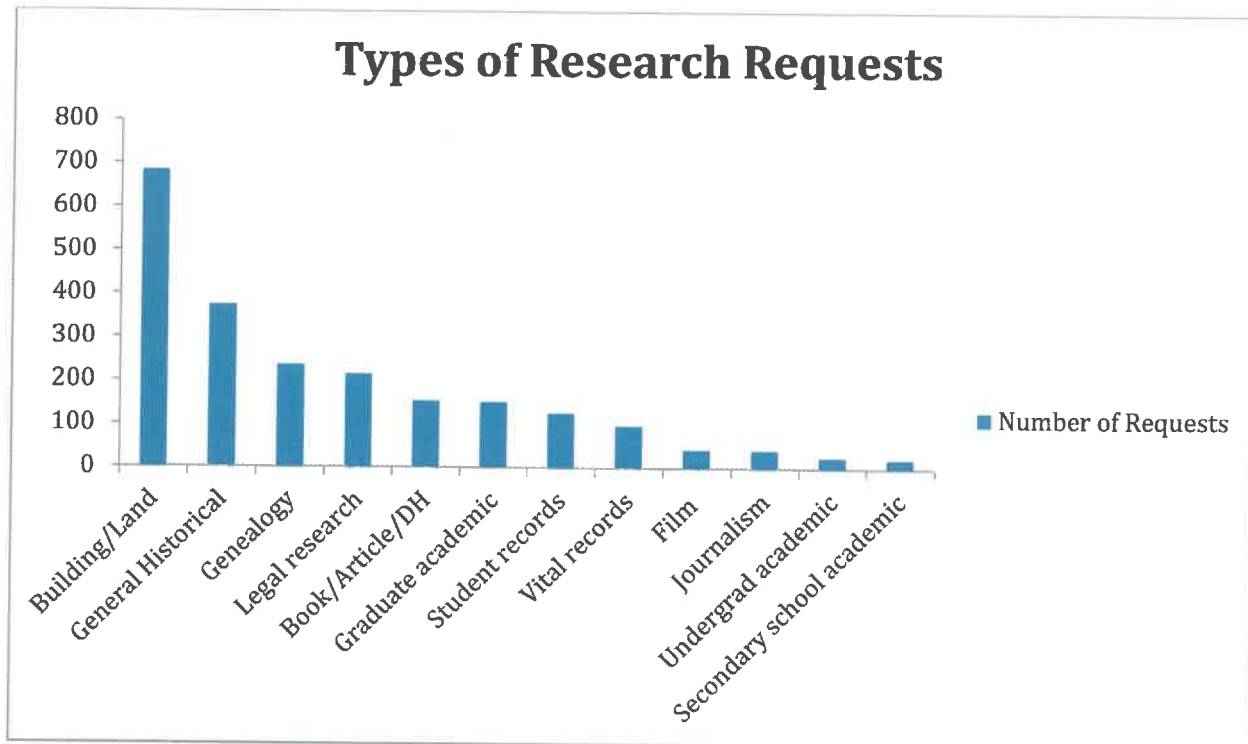
Who Contacted Us in FY 2022?



| Type of Researcher | Number of Requests |
|---------------------------|--------------------|
| General Public | 1973 |
| City Department | 324 |
| State Government Agency | 8 |
| Federal Government Agency | 10 |



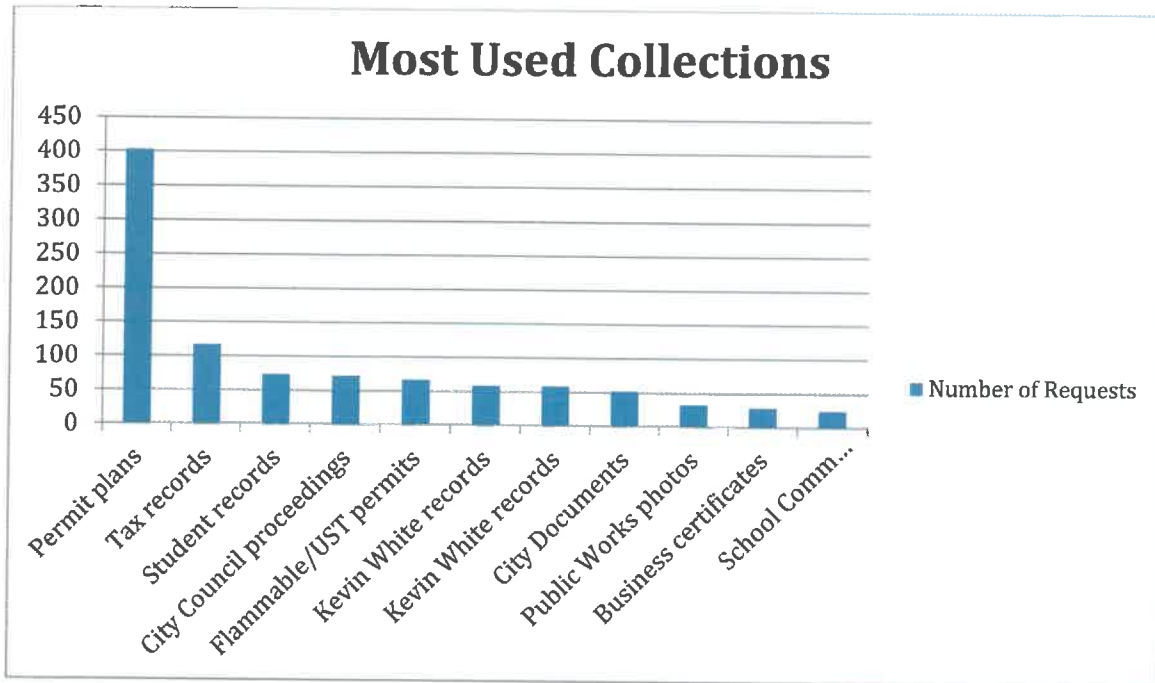
What Kind of Research Did They Do?



| Type of Research | Number of Requests |
|---------------------------------|--------------------|
| Building/Land research | 685 |
| General historical | 375 |
| Genealogy | 237 |
| Legal Research | 217 |
| Book/Article/Digital Humanities | 155 |
| Graduate academic | 152 |
| Student records | 127 |
| Vital records | 98 |
| Environmental research | 78 |
| Film (documentary or feature) | 44 |
| Journalism | 43 |
| Undergraduate academic | 27 |
| Secondary school academic | 22 |



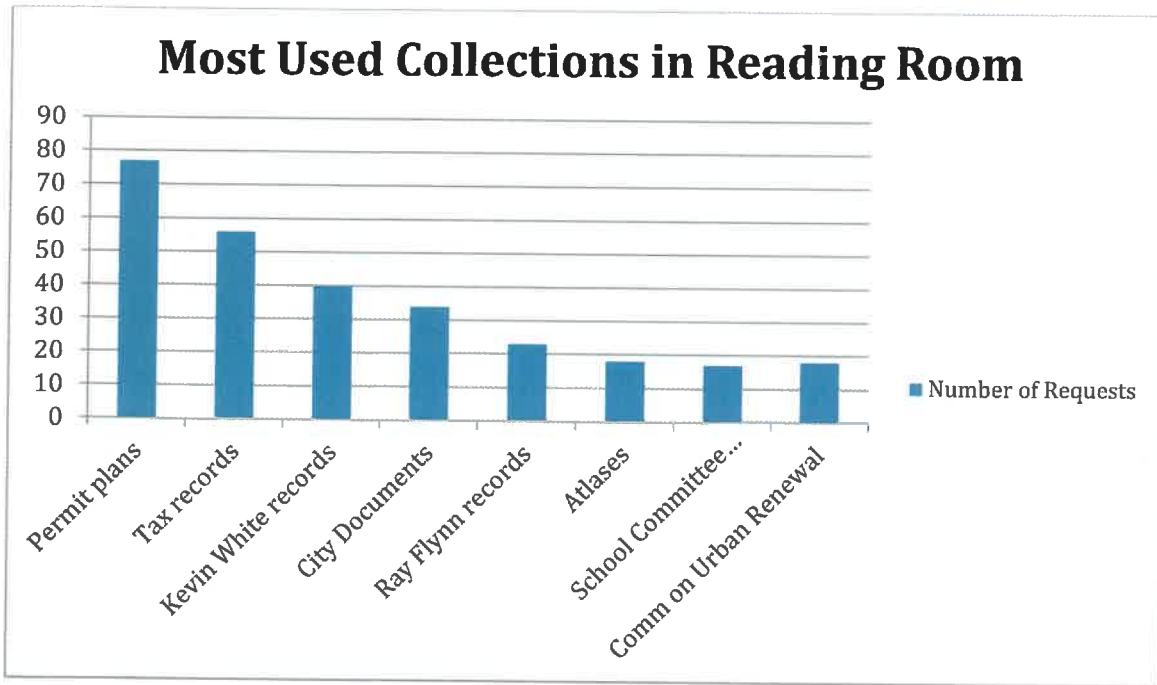
Most Used Collections FY 2022



| Collection | Number of Requests |
|--|--------------------|
| Permit Plans | 403 |
| Tax records | 117 |
| Student records | 74 |
| City Council proceedings | 72 |
| Flammable/Underground storage | 67 |
| Mayor Kevin White records | 59 |
| City Documents | 52 |
| Mayor Raymond Flynn records | 46 |
| Public Works photographs | 33 |
| Business certificates | 29 |
| School Committee reports and documents | 26 |



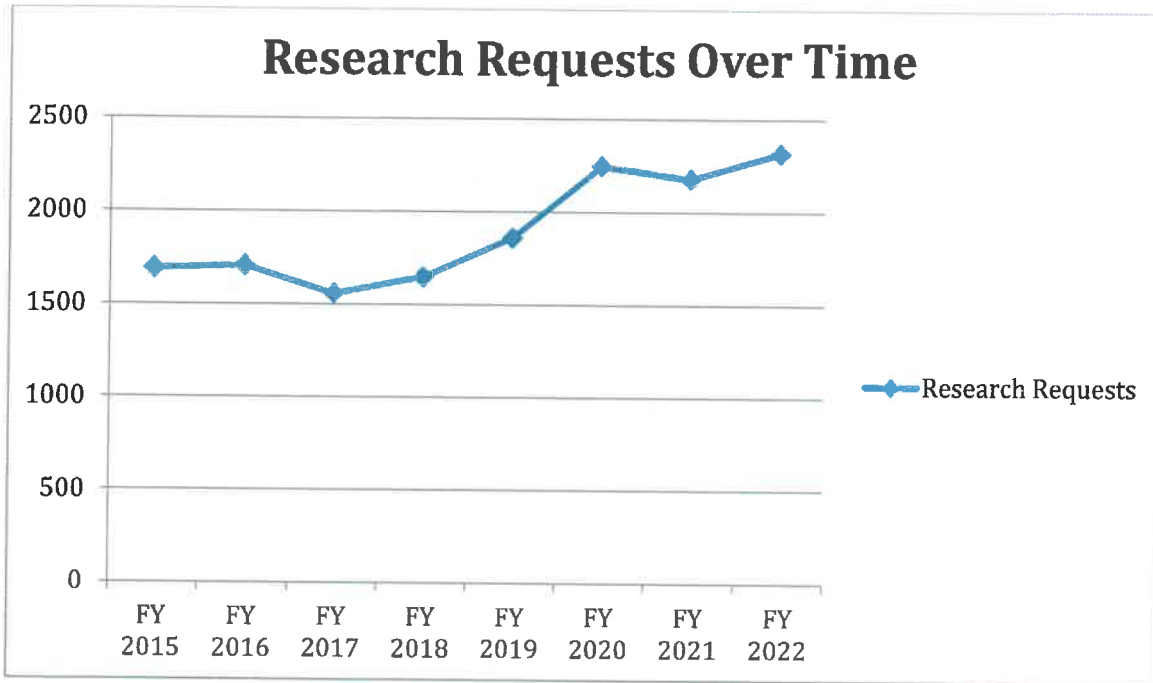
Most Used Collections in Reading Room FY 2022



| Collection | Number of Requests |
|---|--------------------|
| Permit Plans | 77 |
| Tax records | 56 |
| Mayor Kevin White records | 40 |
| City Documents | 34 |
| Mayor Raymond Flynn records | 23 |
| Atlases | 18 |
| School Committee annual reports and documents | 17 |
| Committee on Urban Renewal records | 18 |



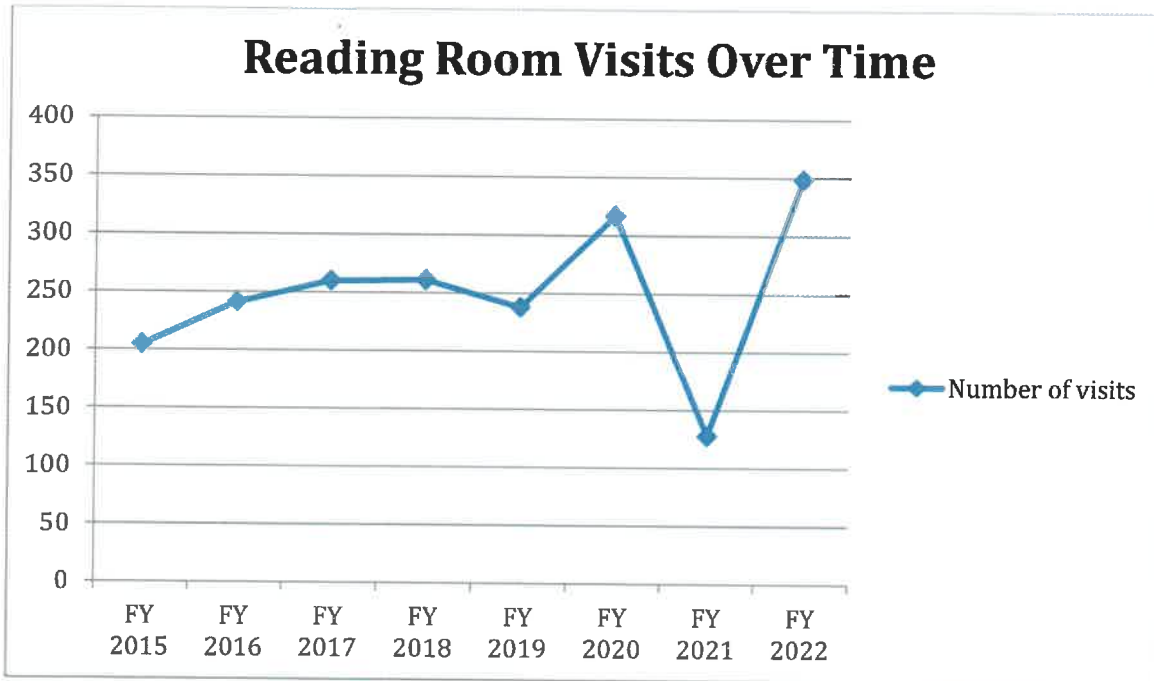
Research Requests Over Time



| Fiscal Year | Number of Requests |
|-------------|--------------------|
| 2015 | 1691 |
| 2016 | 1706 |
| 2017 | 1558 |
| 2018 | 1647 |
| 2019 | 1860 |
| 2020 | 2245 |
| 2021 | 2178 |
| 2022 | 2315 |

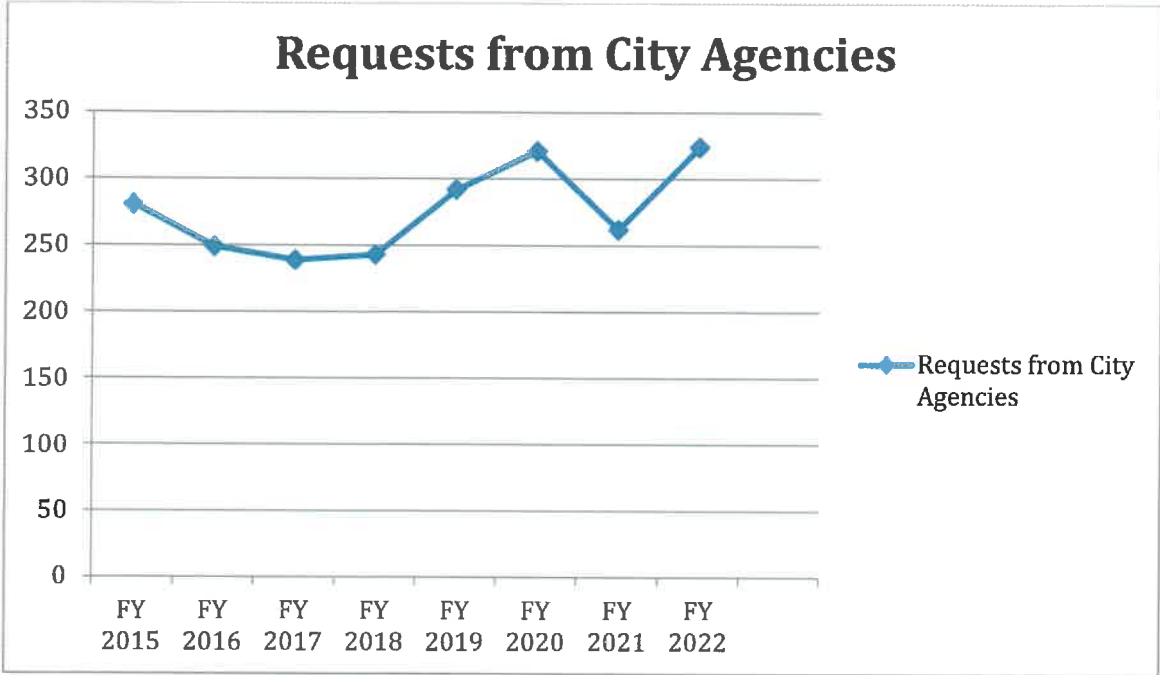


Reading Room Visits Over Time



| Fiscal Year | Reading Room Visits |
|-------------|---------------------|
| 2015 | 205 |
| 2016 | 241 |
| 2017 | 260 |
| 2018 | 261 |
| 2019 | 238 |
| 2020 | 317 |
| 2021 | 128 |
| 2022 | 349 |

Engagement with City Departments Over Time



Requests from City Agencies by Year

| Year | Number of Requests |
|---------|--------------------|
| FY 2015 | 281 |
| FY 2016 | 249 |
| FY 2017 | 239 |
| FY 2018 | 243 |
| FY 2019 | 292 |
| FY 2020 | 321 |
| FY 2021 | 262 |
| FY 2022 | 324 |



Digital Engagement

Quick Numbers for FY 2022

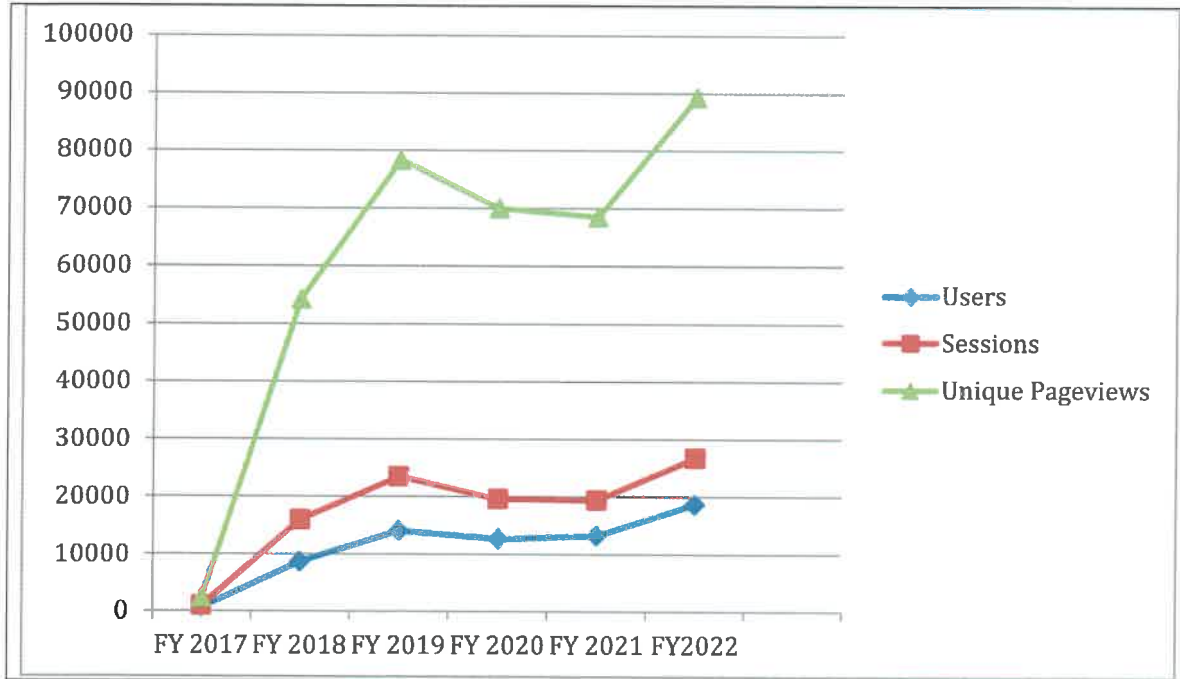
18,704 Unique Visitors to
Preservica

26,701 Sessions (Visits)

89,311 Unique Page Views



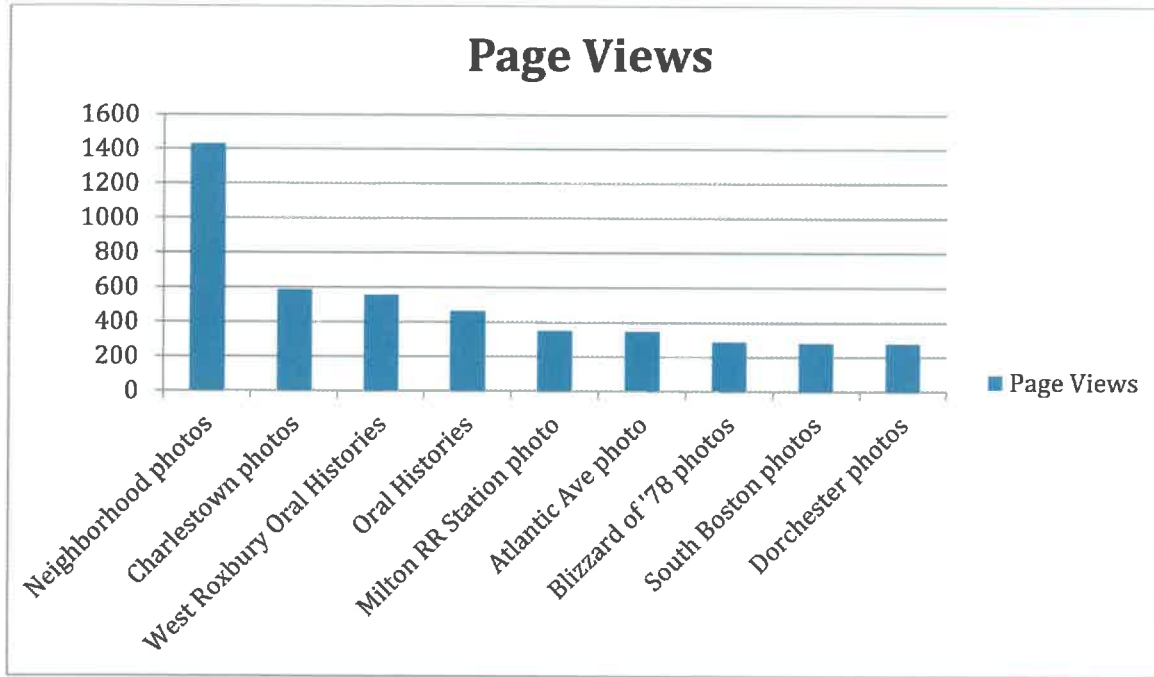
Digital Engagement Over Time



| Year | Users | Sessions | Unique Page Views |
|---------|--------|----------|-------------------|
| FY 2017 | 703 | 916 | 2,332 |
| FY 2018 | 8,668 | 15,894 | 54,237 |
| FY 2019 | 14,037 | 23,433 | 78,340 |
| FY 2020 | 12,685 | 19,553 | 70,005 |
| FY 2021 | 13,239 | 19,385 | 68,571 |
| FY 2022 | 18,704 | 26,701 | 89,311 |



Most Popular Digital Records in 2022

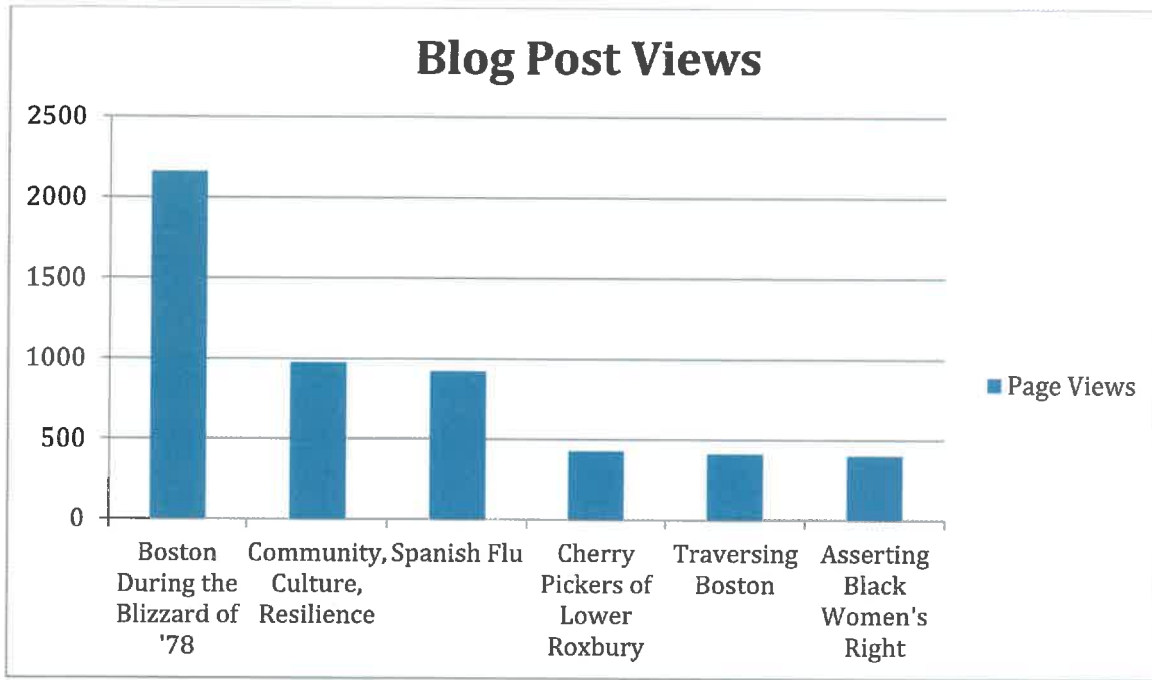


| Item/Series/Collection | Number of page views |
|--|----------------------|
| Neighborhood Photographs Collection | 1430 |
| Charlestown Photographs | 588 |
| West Roxbury Oral Histories | 557 |
| Oral Histories | 464 |
| Photo showing view from Milton RR Station, 1923, Transit Dept collection | 352 |
| Photo showing Atlantic Ave, 1948, Traffic and Parking photos | 348 |
| Blizzard of 1978 photographs | 289 |
| South Boston photographs | 282 |
| Dorchester photographs | 279 |



Most Popular Blog Posts in 2022

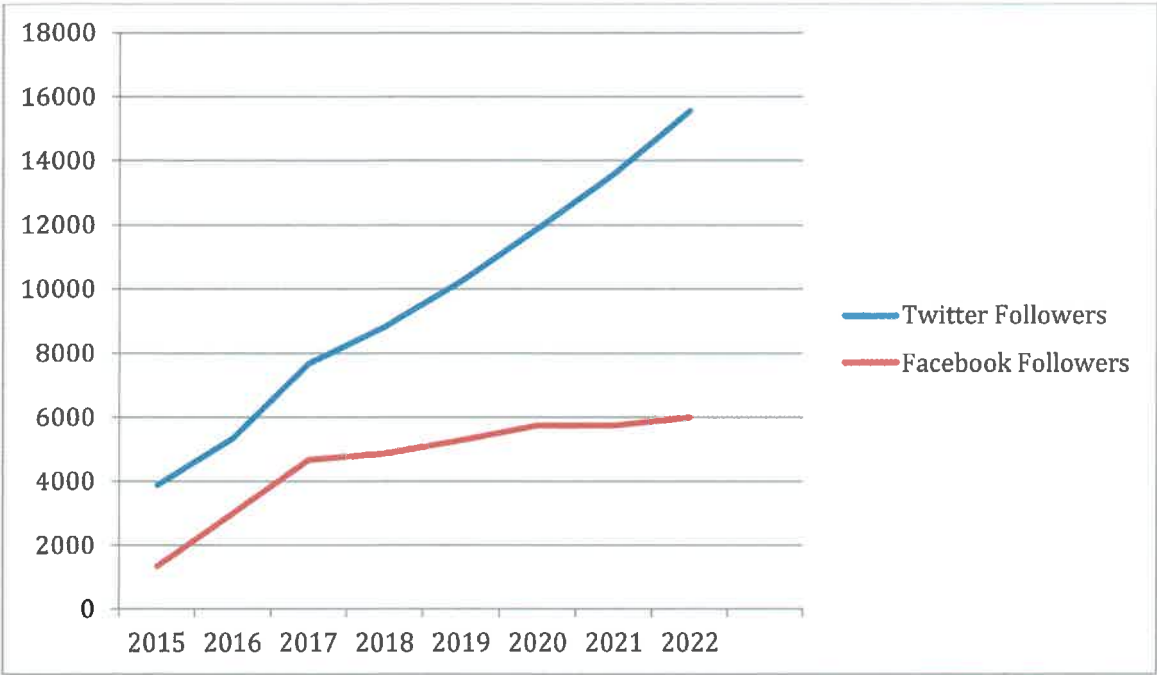
Total Blog Post visits: 8,355



| Blog post | Number of views |
|--|-----------------|
| Take a Virtual Tour of Boston During the Blizzard of '78 | 2,161 |
| Community, Culture, and Resilience in Chinatown | 980 |
| Notes from the Archives: The Spanish Flu | 925 |
| The Cherry Pickers of Lower Roxbury: Wage Earning Women from the Women's Voter Registers | 429 |
| Traversing Boston: Travelling the City Before Cars | 413 |
| Asserting Black Women's Right to Vote: Maria Baldwin in 1920 | 404 |



Social Media Engagement Over Time



| | Twitter Followers | Facebook Followers |
|-----------|--------------------------|---------------------------|
| July 2015 | 3874 | 1321 |
| July 2016 | 5348 | 2991 |
| July 2017 | 7692 | 4652 |
| July 2018 | 8821 | 4858 |
| July 2019 | 10248 | 5277 |
| July 2020 | 11900 | 5733 |
| July 2021 | 13,600 | 5732 |
| July 2022 | 15,576 | 5,995 |

